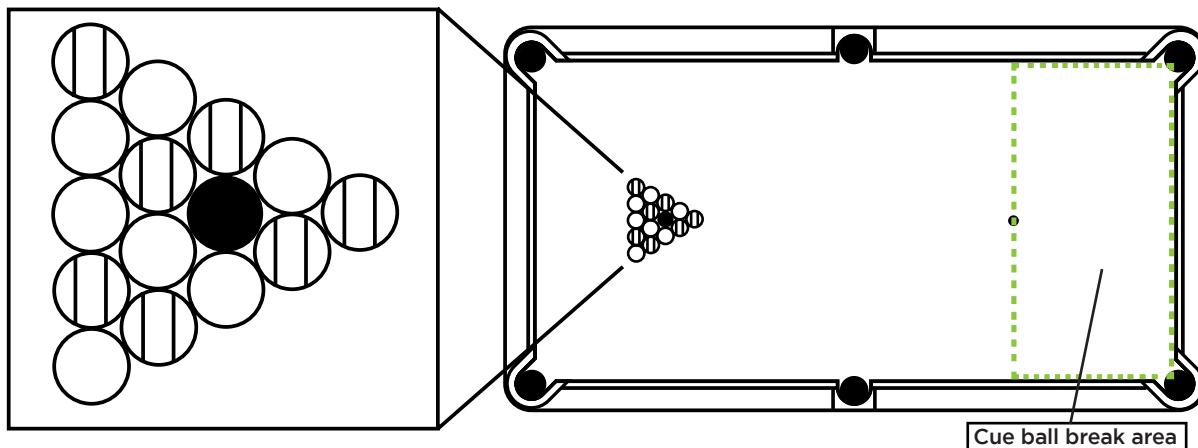


## 8-BALL POOL RULES

### Setup



### Equipment

- White cue ball
- 7 solid (or spots) coloured balls
- 7 striped balls
- Black 8-ball
- Triangle
- Cue

### Game object

The object of the game is to win by being the first player using the cue ball to pot all the solid or striped balls in any order and finish by potting the black 8-ball.

### The Break

The game starts with the break. Position the balls as per on the photo and place the cue ball anywhere on the cue ball break line. The starting player can be determined with a coin toss.

For the break to be legal; at least 4 balls must hit the rails of the table and the cue ball must not go into any pocket. The cue ball can hit any ball during the break.

### The game

If the breaking player hits any of the solid or striped balls into any pocket, they continue their turn.

They can then select if they want to go after the solid or the striped balls. They must call which ball they are going after and which pocket they are aiming at. They may continue until they make a foul. The first player to pot a ball they have called now has the potted ball type as their designated ball type for the remainder of the current game (solid or striped balls)

### End of turn

The players turn ends when a player makes a foul or fails to pot any balls into a pocket.

### Foul

If a player commits a foul it ends their turn and the other player may start their turn, the other player can pick up the cue ball and place it anywhere on the table. A foul is when any of the following occurs:

- The player touches a ball with anything but the cue.
- The player pots their opponents ball before their own.
- The player does not hit their own designated ball type.
- The player hits their opponents ball first.
- The player hits the black ball first.
- The player hits a ball off the table.
- The player does not hit the called ball first.
- The player pots the white ball.
- The player hits the cue ball twice in one stroke.
- The player pushes the cue ball instead of hitting it.
- The player does not have at least one foot touching the ground while shooting.

### Losing the game

The current player will lose the game if they make the following errors during their turn:

The player pots the black ball before they have potted all their designated balls.

The player pots the black ball in any other pocket other than the currently called pocket.

The player pots the cue ball in the same turn as they pot the black ball.

The player hits the black ball off the table.

### Winning the game

The winner of the game is the first player to pot all their designated balls and legally pot the 8-ball in the correct pocket.

For official rules please visit the English Pool Association webpage.



PRODUCED IN CHINA FOR:  
ALDI STORES LTD. PO BOX 26, ATHERSTONE,  
WARWICKSHIRE, CV9 2SH.  
ALDI STORES (IRELAND) LTD.  
PO BOX 726, NAAS, CO. KILDARE.  
Visit us at [www.aldi.com](http://www.aldi.com)

#### AFTER SALES SUPPORT

☎ 0800 046 5805 🌐 [www.envivo.nu](http://www.envivo.nu)  
☎ 1890 823 835 📧 [support@envivo.nu](mailto:support@envivo.nu)

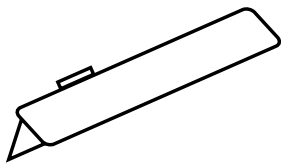
MODEL: I578 PRODUCT CODE: 21229 10/2019

**3**  
YEAR  
WARRANTY

# REPLACING THE CUE TIP

After time the cue tip will wear out and you will need to replace it. The cue tip size is 10mm. It is often recommended to buy the tips a little bit bigger as it is easier to correctly attach them. Afterwards you can cut and use sandpaper to adjust the size of the tip to your preference.


## Tools to use



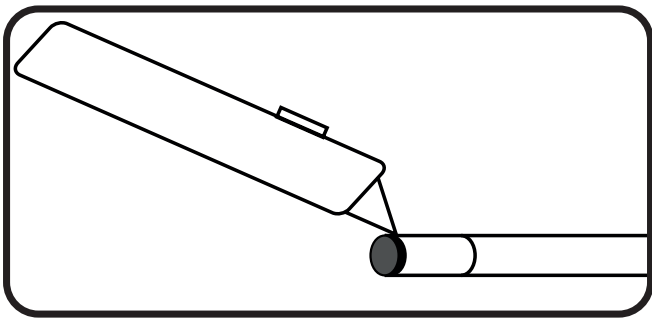
Utility Knife



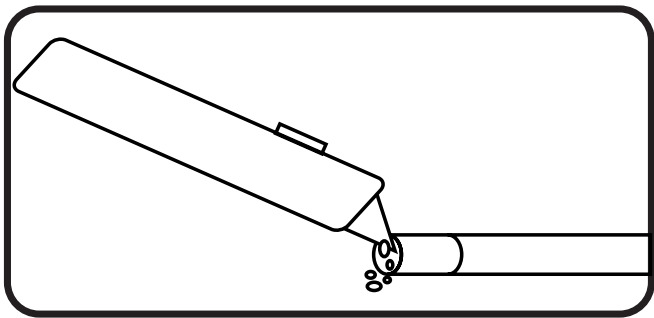
Super Glue



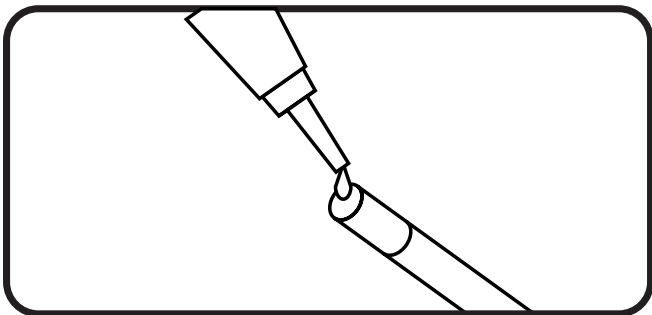
Sandpaper



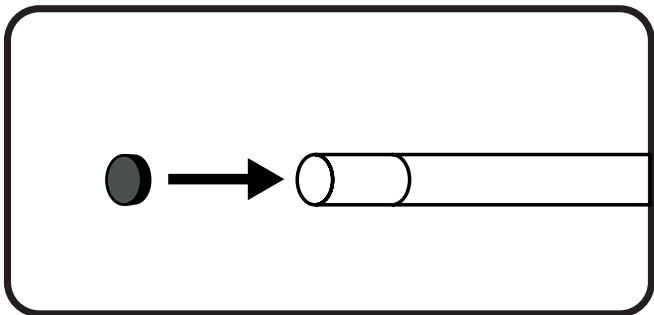
1. Cut the old tip off. Do not cut into the wood.



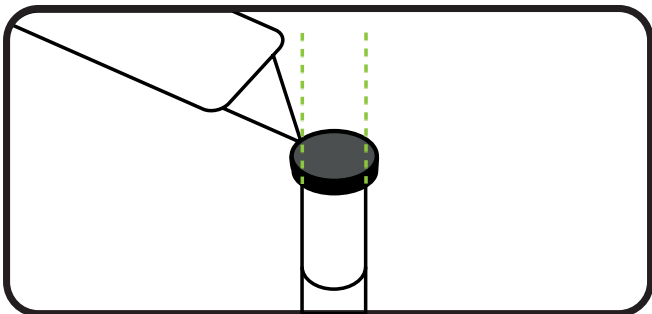
2. Remove excessive glue from the wood.



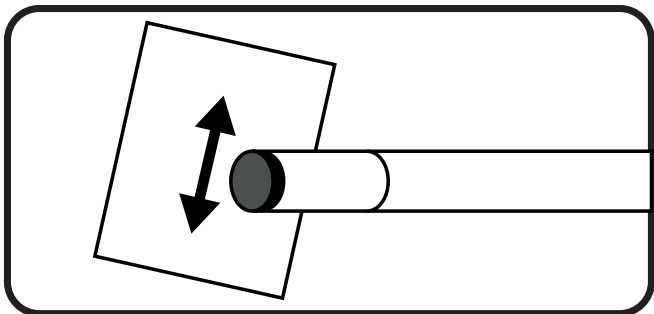
3. Attach glue to tip of cue.



4. Attach the new cue tip.



5. If needed, cut off tip to align it with width of cue.



6. Use sandpaper to shape the tip and remove excessive glue.



PRODUCED IN CHINA FOR:  
ALDI STORES LTD. PO BOX 26, ATHERSTONE,  
WARWICKSHIRE, CV9 2SH.  
ALDI STORES (IRELAND) LTD.  
PO BOX 726, NAAS, CO. KILDARE.  
Visit us at [www.aldi.com](http://www.aldi.com)

AFTER SALES SUPPORT	
☎ 0800 046 5805	💻 <a href="http://www.envivo.nu">www.envivo.nu</a>
☎ 1890 823 835	✉ <a href="mailto:support@envivo.nu">support@envivo.nu</a>
MODEL: I578	PRODUCT CODE: 21229 10/2019

3
YEAR WARRANTY